

**YOU'RE ABOUT
TO SEE YOUR
WORLD
DIFFERENTLY**



Uni-Blinds®

Innovation comes built-in



THE BLINDS

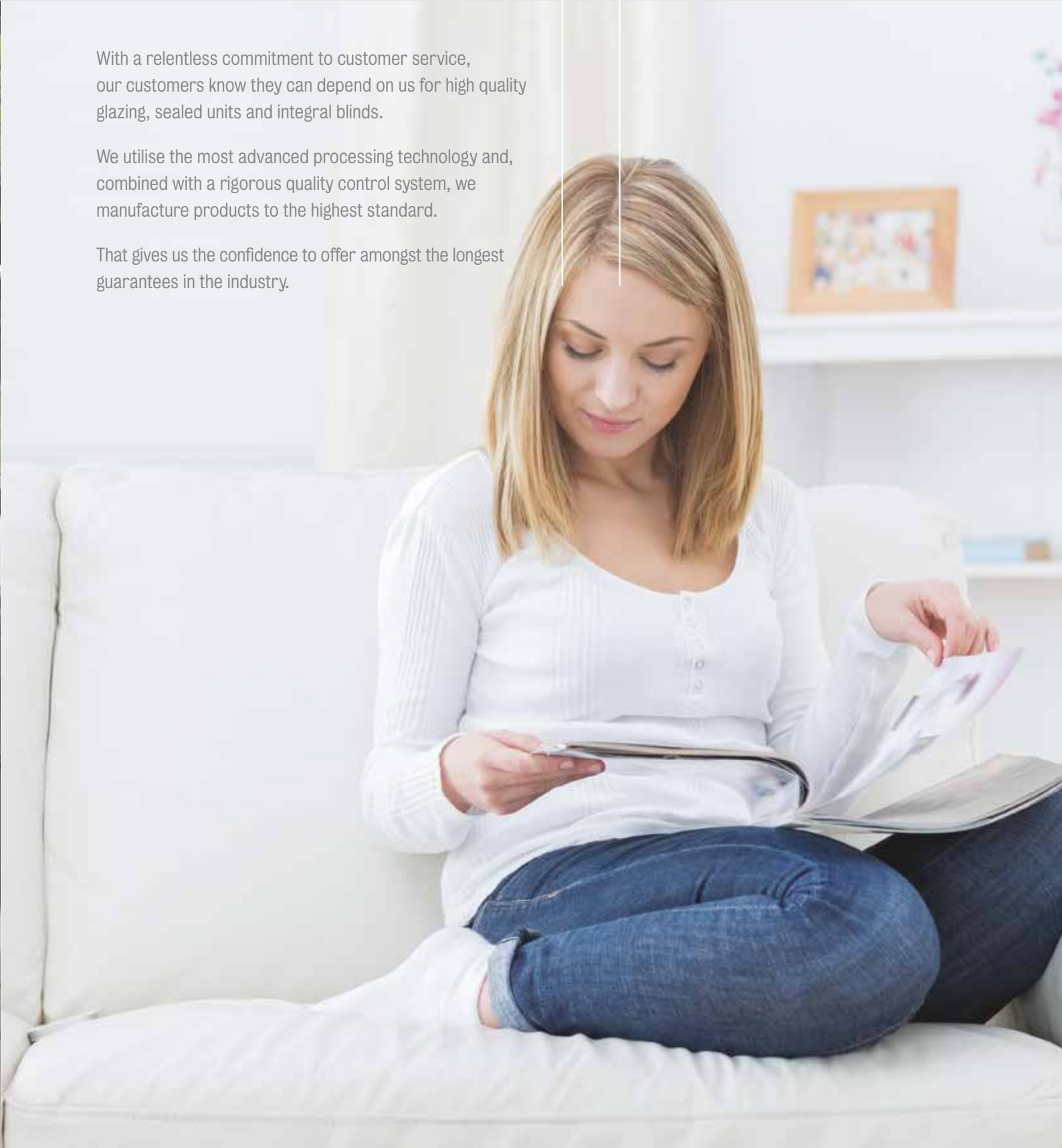


BRINGING YOUR GLAZING TO LIFE

With a relentless commitment to customer service, our customers know they can depend on us for high quality glazing, sealed units and integral blinds.

We utilise the most advanced processing technology and, combined with a rigorous quality control system, we manufacture products to the highest standard.

That gives us the confidence to offer amongst the longest guarantees in the industry.





BEING PERMANENTLY SEALED WITHIN THE CAVITY OF THE DOUBLE-GLAZED UNITS MAKES UNI-BLINDS UNRIVALLED IN THE CONTROL OF LIGHT AND SHADE, AND THE ONLY VIABLE OPTION FOR LIGHT CONTROL IN BI-FOLDING AND SLIDING DOORS. THE INTEGRAL BLIND SYSTEM ENSURES THAT YOU HAVE ONE OF THE MOST ADVANCED BLIND SYSTEMS AVAILABLE.

**UNI-BLINDS
INNOVATION
COMES
BUILT-IN**



ONE CONCEPT FIVE CONTROLS



C SYSTEM

MAGNETIC CONTROL

All our systems feature the world's number one integral blind system ScreenLine®. The C system, designed with the rotational, frontal, magnetic control for raising and tilting a blind integrated within a double-glazed unit, utilises the force produced by two coupled, rotational, magnetic devices. One set of magnets is inserted in the blind head rail within the cavity and the other applied to the external glass surface. This magnet principle does not compromise the unit seal and guarantees the perfect integrity of the double-glazing unit.



SV SYSTEM

CORDLESS SLIDER

The ScreenLine® SL20SV system is a manually operated sliding Venetian blind which features a single, cleverly designed magnetic slider to control the whole operation. Positioned on a narrow slide guide on the edge of the sealed unit, this allows the blind to be raised, lowered and tilted with ease completely cord free.



S SYSTEM

SLIDER

The ScreenLine® SL20S is a manual system comprising a 14mm pleated blind integrated within a double-glazed unit with 20mm cavity. The blind movement is achieved by a magnetic device positioned centrally on the outer surface of the internal pane sliding across the glass surface. This external magnet interfaces with a similar internal magnet located in the movable rail and it is so designed to absorb possible glass deflections.



W SWIPE SYSTEM

SOLAR POWERED

The W-Swipe system with ScreenLine® inside is a battery operated, motorised blind system. With this system, a Venetian or pleated blind encapsulated within a double-glazed unit can be raised or lowered via a control device attached to the window or by remote control. The system operates with standard, long-life rechargeable batteries and is equipped with a cleverly designed battery charger, which makes the system particularly suitable for residential and commercial environments.



MB SYSTEM

MOTORISED BRUSHLESS

The addition of a brushless motor is a significant improvement on previous electrical systems used for raising/lowering and tilting integral blinds. Manufactured from high quality materials, coupled with the purity of aesthetic appearance and technical excellence, the system is particularly suited to prestigious projects, especially the exclusive contemporary domestic market.



LIGHT & SHADE MADE EASY

C SYSTEM MANUAL CONTROL

C System is a patented magnetic system with manual operation (raising and tilting function) for Venetian blinds incorporated within 20mm - 22mm cavity insulating glass units.

The external magnet, fixed to the internal glass by double-sided high performance adhesive, allows perfect alignment with the internal magnet.

Raising and lowering is controlled using a continuous cord loop that drives the external magnet.

The cord is held lightly under tension by a cord tensioner and fully complies with the British Blind and Shutter Association - 'Make it safe' campaign.

The system is supplied with warm edge spacer bars as standard.

C SYSTEM MAIN FEATURES

- SUITABLE FOR ALL VERTICAL WINDOW APPLICATIONS
- IDEAL SOLUTION FOR CONSERVATORY SHADING
- ONLY VIABLE OPTION FOR BI-FOLDING DOORS
- TOTAL PRIVACY AND LIGHT CONTROL FOR FOLDING SLIDING DOORS
- GIVES EXCELLENT UTILISATION OF PARTITIONED OFFICE SPACE
- SUITABLE FOR RETRO INSTALLATION INTO EXISTING FRAMES





DESIGNED

TO MAXIMISE YOUR OPTIONS
FOR LIGHT AND **SHADE** CONTROL

**BE IN FULL
CONTROL
OF THE LIGHT
IN YOUR HOME**

So how are they actually operated? There are several different control options available, and it is really down to your preference.

Venetian blinds can also be operated by a rotational cord winder attached at the top of the room-facing pane of the double glazed unit, or by a 'wand' (a small pole attached at the top to the room-facing pane of the double glazed unit) which is twisted to open and close the blind.

CORD SYSTEM



ROTATIONAL KNOB



WAND



TOTALLY AUTOMATED



PRECISION CONTROL

SL20-22MB HARDWIRED BRUSHLESS MOTOR

ScreenLine® SL20-22MB is a motorised system with raising and tilting function for Venetian blinds incorporated within 20mm - 22mm cavity insulating glass units.

The blind is raised or lowered via a device consisting of a brushless motor and a miniaturised control unit, which allows the simultaneous operation of several blinds and the accurate tilting of the slats. The motor and the entire electronic blind management system are positioned within the head rail, on a specially designed slide that will reduce vibrations, thus making the system almost silent.

No other control device is applied on the glass or window frame, since the motor is activated by means of either wall-mounted push buttons or remote control. The purity of the aesthetic appearance and the high technical performances of the system make it particularly suited to prestigious projects.

CONTROL AT YOUR FINGERTIPS

For the discerning homeowner who prefers the speed and synchronicity of an automated home, Uni-Blinds can be connected to mains motors for easy operation at the flick of a switch or by remote control.

We've developed a unique control box for motorised blinds which eliminates installation issues and provides an aesthetically pleasing solution for control at your fingertips. All pre-wired and tested making it a faster, hassle free installation. Integration with home automation systems is also possible.



External solar panel



ENVIRONMENT FRIENDLY



SL20-22W SWIPE SOLAR BLIND WIRE-FREE, SOLAR POWERED, ECO-FRIENDLY SIMPLICITY

ScreenLine® SL20-22W is a rechargeable battery-operated motorised system with raising and tilting function for Venetian blinds incorporated within 20mm - 22mm cavity D.G.U's.

The blind is raised or lowered via a swipe control device attached to the window or by remote control (option).

Batteries can be recharged in two ways: by means of a high-tech battery charger or through an external solar panel, automatically and continuously.

The system can be fitted quickly and easily and is suitable to all types of window frames, even existing ones; no wires or electrical contacts are required. ScreenLine® SL20-22W is a perfect compromise between a manual system and a hardwired motorised system.

It is suited for every environment: homes, offices, public buildings, etc., as it needs no maintenance. It ensures with time the insulating properties of the insulating glass unit, notably protection from dirt or weather conditions. When supplied with a solar panel, it is also beneficial in terms of energy saving.

The system is supplied with warm edge spacer bars as standard.

BENEFITS

- STREAMLINED INSTALLATION PROCEDURE
- NO NEED FOR ELECTRICIAN TO INSTALL
- HARD-WIRED POWER SUPPLY NOT REQUIRED
- ENERGY SAVING
- SMALL SIZED BATTERY MODULE, DEVELOPED IN CO-OPERATION WITH DESIGN SPECIALISTS
- TOUCH CONTROL KEYS
- RADIO WAVE REMOTE CONTROL
- BATTERIES RECHARGED BY MEANS OF A MICRO-USB CONNECTOR
- BATTERIES CAN EASILY BE REPLACED



BATTERY PACK



SLIDER CONTROL WITH VENETIAN BLINDS

SL20SV VENETIAN CORDLESS BLIND

ScreenLine® SL20SV is a manually-operated patented magnetic system with raising and tilting function for Venetian blinds encapsulated within 20mm cavity double glazing units.

SL20SV is operated by a magnetic slider, placed on the right or left-hand edge of the glass. A narrow adhesive transparent profile ensures the linear movement of the slider. The blind is raised and lowered by moving the slider up or down and is tilted by slightly lifting or lowering the same slider.

SL20SV is suited to all types of window frames. The integrated unit is as straight forward to fit as a standard IGUs. The system is supplied with warm edge spacer bar as standard.





**LIVING
THE LIFE
STYLE**



SL20-22S PLEATED BLIND

ScreenLine® SL20-22S Pleated is a patented magnetic system with manual operation (raising function) for pleated blinds incorporated within 20mm or 22mm cavity double glazing units.

The blind movement is transferred from a magnetic device (consisting in a removable handle) positioned centrally on the outer surface of the internal glass to the corresponding internal magnet located in the moveable rail. The blind can be operated and raised in all directions: from right to left, left to right, from the top to the bottom and vice versa.

The performances in terms of heat reflection and adjustment of light transmission of Verosol® pleated fabrics, which are coated with an aluminium layer on one side, are optimised by special “U” shaped spacer bars.

The integrated unit can be fitted into the window frame like standard insulating glass.

The system is supplied with warm edge spacer bars as standard.




ITALIAN STYLE & QUALITY FOR YOUR HOME

ScreenLine® by Pellini Spa designs, develops and manufactures sun shading systems to be encapsulated within double glazing units, which allow the problem of light and heat gain in buildings to be solved by means of long lasting and maintenance free solutions.


The blind is operated in a totally sealed environment, protected from dust, dirt or weather conditions; the characteristics of traditional double glazing units are preserved, leaving unaltered the hermetic properties of the cavity. All this is made meeting the requirements of the current standards in terms of energy performances of buildings.

Over the years, ScreenLine® has achieved a high number of significant patents, applying them in a wide range of products designed to meet every need related to sun shading: variety of colours, screening, operation and versatility of application.



ScreenLine®

pelliniindustrie



AT THE FOREFRONT OF DOMESTIC BLIND SAFETY



A primary consideration of family living space must always be safety. As would be expected from the UK's largest supplier of integral blinds, all Uni-Blinds fully conform to the guidelines laid down by the British Blind and Shutter Association and none of our products are recommended for installation with free hanging cords which is a major concern for families with children.

The risks are eliminated using Uni-Blinds because the external cord mechanism is held securely against the double glazed unit by using the bottom cord tensioner. Uni-Blinds 1600mm high and above are supplied with a standard cord length of 1000mm with other lengths available on request.

We are the only UK integral blind manufacturer and supplier affiliated with the BBSA in conjunction with the make it safe campaign.

YOUR CHOICE MADE EASY

Use our simple guide opposite to help you decide what kind of blind is right for you. Simply consider the options and put a tick in the appropriate box. Easy!

Tick appropriate box

Where are your integral blinds being fitted?

WINDOW	DOOR	BI FOLD DOOR	SLIDING DOOR
<input type="checkbox"/>	<input type="checkbox"/>	<input type="checkbox"/>	<input type="checkbox"/>

Which room or rooms are you fitting with integral blinds?

CONSERVATORY	KITCHEN	BATHROOM	OTHER
<input type="checkbox"/>	<input type="checkbox"/>	<input type="checkbox"/>	<input type="checkbox"/>

Which direction does this room face?

NORTH	SOUTH	EAST	WEST
<input type="checkbox"/>	<input type="checkbox"/>	<input type="checkbox"/>	<input type="checkbox"/>

What are you trying to achieve?

PRIVACY	SHADE	MAINTENANCE FREE	DUST FREE	NO UV FADING
<input type="checkbox"/>	<input type="checkbox"/>	<input type="checkbox"/>	<input type="checkbox"/>	<input type="checkbox"/>

How do you want to operate the Uni-Blinds?

MANUAL	MOTORISED
<input type="checkbox"/>	<input type="checkbox"/>

Which style do you prefer?

PLEATED	VENETIAN
<input type="checkbox"/>	<input type="checkbox"/>

Which Venetian colour do you prefer?

WHITE S102	YELLOW S156	HAY S125	SAGE S130	SKY S142
CREAM S149	PUTTY S155	DARK SILVER S156	SILVER S157	DARK GREY S159

RAL 7016 ONLY AVAILABLE FROM US

Which Pleated colour do you prefer?

292	734	882	741	738
VEROSOL FABRIC				
936	773	778	998	134
441	000	162	823	829
137	386	C010	C000	
		VANITY FABRIC		

INNOVATIONS IN GLAZING

TECHNOLOGICALLY ADVANCED GLAZING PROVIDES YEAR-ROUND COMFORT, KEEPING YOU WARM IN WINTER AND COOL IN SUMMER.

All sealed units and Uni-Blinds® provide the optimum combination of insulation when you need it, while preventing rooms over-heating during the summer.

This possible by using only the UK-made Planitherm series of glass supplied by industry-leading glass processor GLASSOLUTIONS. Planitherm is a family of high-performing low-E glass products with several options to best suit the multi-functional demands on any window, door, conservatory or façade.

Double and triple glazed sealed units are available featuring:

- **Planitherm Total+**
- **Planitherm One**
- **Planitherm 4S**

The exact specification of your sealed unit will depend on the application, not least the size and orientation of the window or door. So we're here to provide all the support our customers need to achieve the best result.

The Planitherm series is used for all our EcoClear Plus double and triple glazed sealed units which deliver windows and doors with wide ranging aesthetic and comfort benefits:

- helps to eliminate cold areas around windows resulting in greater comfort
- reduces incidence of condensation on the inner pane
- neutral appearance in both transmission and reflection
- maximises entry of natural daylight
- maximises use of living and working areas.

PLANITHERM HAS THE BEST LIGHT TRANSMISSION PROPERTIES COMPARED TO ALL COMPETITORS

SGG PLANITHERM TOTAL+

The difference is clear with Planitherm Total+. This high quality glass combines excellent thermal performance with is the ultimate in clarity thanks to a microscopically thin coating which is virtually invisible.

Planitherm Total+ sealed units are perfect for general fenestration requirements being compatible with achieving A Window Energy Ratings (WERS).

U-Value	1.2 W/m ² K (4(16)4 unit with 90% argon gas filling)
Light transmittance	81%
Light reflectance	12%
Solar Factor	73%

COMPETITORS'

THERMALLY INSULATED GLASS

No unsightly tint or 'haze' effect - unlike traditional low-E coatings that suffer from an unsightly yellow tint, Planitherm Total+ looks very clear. This means your curtains or Georgian Bars will not look dirty or discoloured. More light - less tint also means more light can enter the room, making it more comfortable and luminous.

SGG PLANITHERM TOTAL +

PLANITHERM HAS THE BEST LIGHT TRANSMISSION PROPERTIES COMPARED TO ALL COMPETITOR PRODUCTS





Images supplied by Express Bi-Folding Doors

PLANITHERM ONE

Designed specifically to minimise heat loss Planitherm One is ideal for achieving the lowest U-values.

The advanced coating of Planitherm One offers insulating levels far in excess of the minimum requirements set out in Approved Document L of the Building Regulations.

A double glazed sealed unit featuring Planitherm One will deliver an optimum centre-pane U-value of 1.0W/m²K (16mm, 90% argon-filled cavity).

This can help with any new build project, especially those in which permissible trade-offs are sought to meet overall performance requirements for a dwelling.

U-Value	1.00 W/m ² K (4(16)4 unit with 90% argon gas filling)
Light transmittance	70%
Light reflectance	21%
Solar Factor	73%

PERFORMANCE DATA	DGU		TGU
External Pane	scc PLANILUX		scc PLANILUX
Internal Pane	scc PLANITHERM ONE T		scc PLANITHERM ONE T
Composition in mm	4(16)4	6(16)6	4(16)4(16)4
Coating Positions	Face 3		Face 3/5
LT	70%	69%	55%
LRe	21%	21%	30%
LRi	23%	23%	32%
g-value*	0.55	0.54	0.42
Shading Coefficient	0.63	0.62	0.49
U-value in W/m ² K Air	1.3	1.3	0.7
90% Argon	1.0	1.0	0.5

scc PLANITHERM ONE T meets the durability requirements of class C of European standards EN 1096. Light and solar performance are in accordance with EN410. *Positioning the coating on Face 2 reduces the g-value in DGU to 0.49 (4mm) and 0.48 (6mm).



There is no better glazing solution for conservatory side walls than Planitherm 4S. It offers a high level of thermal insulation in colder months but with the benefit of being able to manage the risk of excess heat gain even in the strongest, direct summertime sunshine.

That's why we call it 4-seasons - whatever time of year, Planitherm 4S has the right blend of multi-functionality to provide an effective solution.

U-Value	1.0 W/m ² K (4(16)4 unit with 90% argon gas filling)
Light transmittance	65%
Light reflectance	26%
Solar Factor	43%



CONSERVATORY GLASS

SEE THE POSSIBILITIES AND FEEL THE BENEFITS WITH YEAR ROUND COMFORT

The potential uses of a conservatory are as diverse as the designs available. Some are looking to add extra living space that can be used year round as a dining room, children's playroom, home office or similar, while others are looking to create a seamless, visually connected link between home and garden.

Conservatories can offer a bright and airy place to relax and enjoy uninterrupted views of outside whilst maintaining a comfortable inside ambience. When choosing a conservatory you need to ensure that it will match your own specific lifestyle requirements and it is here that the right choice of glass is key.

By considering a combination of SAINT-GOBAIN GLASS products and tint finishes you can create the conservatory that is perfect for you.

HEAT REFLECTION

Measured by taking the opposite or inverse of the glazing solar factor. Solar Factor is the percentage of the total solar radiant heat energy entering the room through the glass. Reflects up to 78% of the sun's heat, keeping the conservatory up to 9°C cooler in the summer

THERMAL INSULATION

A measure of the rate of heat loss through the glazing. A principle reason for installing energy efficient glass, the lower the u-value the better the glass is at retaining heat. 63% better insulation than standard glass, keeping you warmer in winter and saving you money on your heating bills.

SELF CLEANING

The self-cleaning coating is fully integrated into the surface of the glass ensuring its permanency. In a process called 'catalysis' the coating uses UV rays from the sun to break down organic dirt and turns the surface hydrophilic. Rain or hose pipe water then forms a sheet of water and rinses the dirt away, reducing the need for manual cleaning. Also prevents water droplets from forming which means clear views, even when it's raining.

GLARE REDUCTION

Measured by the inverse of 'light transmission', the proportion of the visible light spectrum that is transmitted through the glass. It is important to reduce the transmission of concentrated light, especially in the roof, to maximise visual comfort. Reduces up to 68% of the sun's glare, maximising visual comfort on the brightest of days. Like sunglasses for your roof!

VIRTUAL ELIMINATION OF CONDENSATION

Internal condensation will only begin to form at an average external temperature of -11°C (in timber/ PVCu frames at an internal temperature of 20°C and 50% relative humidity).



ENJOY THE VIEW WITHOUT THE HASSLE OF CLEANING YOUR CONSERVATORY ROOF

BIOCLEAN SELF-CLEANING CONSERVATORY ROOF GLASS

Our BIOCLEAN self-cleaning glass option is the perfect way to make use of technology to cut down on Maintenance and cleaning hassles.

This revolutionary self-cleaning coating is applied to the glass as part of the manufacturing process. This means it is fused to the surface of the glass and therefore lasts the lifetime of the pane.

The special BIOCLEAN coating uses both rain and natural light from the sun to efficiently combat the dirt and grime that accumulates on the outside of the window. By significantly reducing the need for manual cleaning, it provides the ideal solution for keeping those hard or dangerous to reach areas clean, leaving householders with more time to relax and enjoy the view.



HOW BIOCLEAN SELF-CLEANING GLASS WORKS

There are two processes at work:

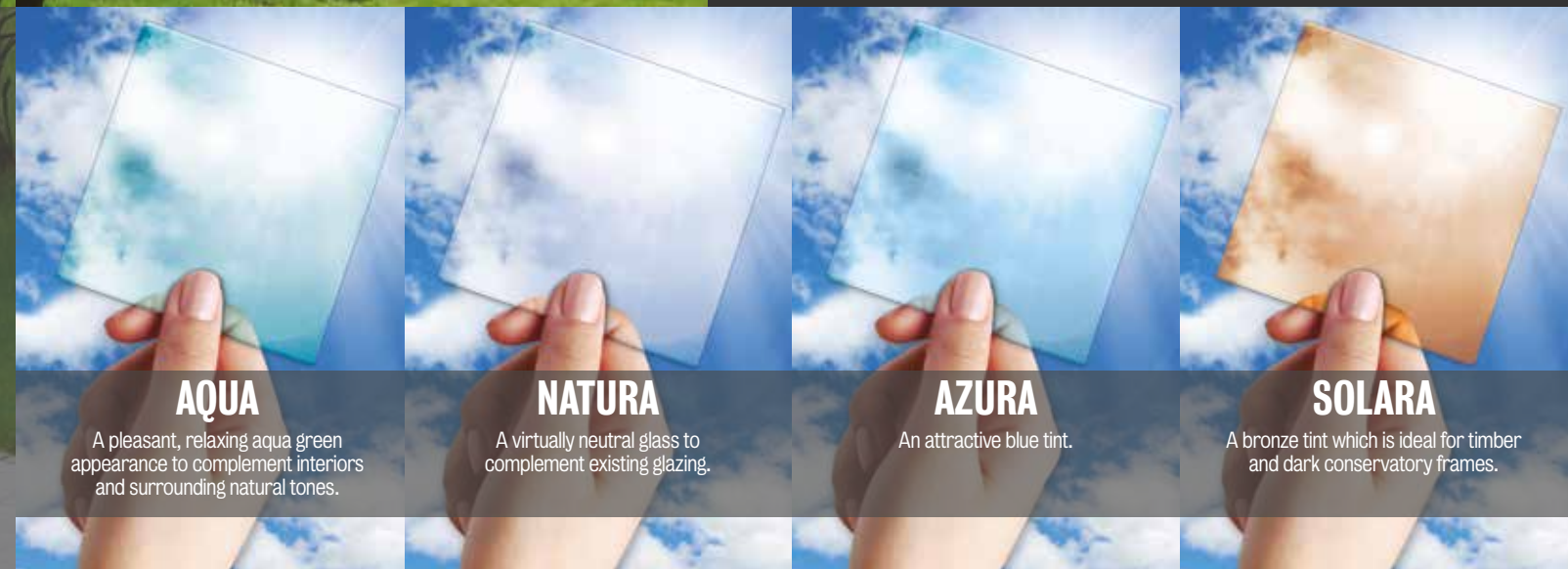
- The special coating harnesses natural daylight which triggers the breakdown of the dirt and grime on the outer surface of the glass.
- When rainwater hits the glass, rather than forming droplets it flattens and spreads out across the surface of the glass helping to wash away the loosened dirt and grime. This sheeting effect also minimises spots and streaks by helping the glass to dry more quickly and evenly.

SELF-CLEANING GLASS ADVANTAGES

- The permanent self-cleaning coating lasts the lifetime of the window
- Perfect for conservatory roofs and other hard to reach areas
- Glass stays cleaner for longer
- Less dirt and grime sticks to the glass so any cleaning is quick and easy
- Ongoing cost savings with reduced window cleaning bills
- Environment friendly with a less frequent use of water and detergents
- Clear view outside even when it's raining thanks to the sheeting effect

TINT OPTIONS

Available in a choice of four tint options for your conservatory roof to match your precise specification requirements.



AQUA

A pleasant, relaxing aqua green appearance to complement interiors and surrounding natural tones.

NATURA

A virtually neutral glass to complement existing glazing.

AZURA

An attractive blue tint.

SOLARA

A bronze tint which is ideal for timber and dark conservatory frames.



REDUCE WINDOW CLEANING WITH CLEARSHIELD PROTECTION

NON-STICK GLAZING THROUGHOUT YOUR HOME

We offer a superb solution for all windows and doors which takes away the hassle of frequent cleaning and keeps them looking good as new for longer. All our sealed units are available with Ritec's award-winning ClearShield System. This has been specially developed for the protection, renovation and maintenance of both new and already installed glass.

Just like a non-stick frying pan, ClearShield provides a protective barrier for the surface of glass that is much more effective than a coating. It cuts the amount of window cleaning you will need to do by up to 70% without affecting the transparency or solar gain (g value) of the glass.

HOW CLEARSHIELD WORKS

Did you know glass suffers from corrosion? Just as metal rusts, glass is subjected to a corrosion process caused by reactions between the glass surface and gases in the atmosphere. Even a single droplet of moisture on unprotected glass can produce sufficient damage to be visible in good lighting. The surface of glass is not smooth and consists of microscopic peaks and potholes. Both organic and inorganic contaminants fill these potholes and chemically react with the glass, firmly bonding to the surface. Because of this, cleaning glass becomes more difficult and visibility deteriorates.

CLEARSHIELD TRANSFORMS

ClearShield is a polymeric resin and, when applied to ordinary glass, it cross-links to form a strong chemical bond. ClearShield is completely transparent, chemically inert, non-hazardous and UV stable. Unlike a coating, ClearShield becomes part of the glass so will not peel, flake or crack.

The result is low maintenance sealed units featuring glass that prevents contaminants from bonding to the surface and limits further damage caused by corrosion and chemical attack.

Dirt can easily be removed using normal cleaning methods.

ClearShield protected glass:

- Is always easier to clean and keep clean
- Stays cleaner for longer
- Resists staining and discolouration

Remember, the benefits of ClearShield protection are not restricted to new sealed units - we can upgrade existing windows too.

NORMAL GLASS




SELF-CLEAN GLASS



Images supplied by Express Bi-Folding Doors

DELIVERED EXCLUSIVELY WITHIN 10 WORKING DAYS*

ORDER WITH CONFIDENCE FROM
THE UK'S BIGGEST AND MOST
TRUSTED MANUFACTURER OF
SCREENLINE® INTEGRAL BLINDS



*FOR ORDERS RECEIVED BY 10AM FRIDAY



pellini industrie



BS EN 1279-2: 2002
BS EN 1279-3: 2002
KM 61099



Uni-Blinds®

Innovation comes built-in